

Calistoga Community Schools Initiative

Evaluation Highlights 2021-2022

CCSI Steering Committee - January 31, 2023



What is the Calistoga Community Schools Initiative?

Calistoga Community Schools Initiative (CCSI)

VISION

All Calistoga students will be lifelong learners, equipped with the skills to find success in life and to make a positive impact on the world around them.

MISSION

To engage students and families in meaningful learning opportunities to prepare them for a better future through collaborative partnerships that increase access to resources, leading to stronger families and a healthier community.

Four Focus Areas



**Family +
Student
Engagement**

**Mental
Wellness**



**Healthy
Bodies**

**Early
Learning**



CCSI: It takes a Community!



UpValley Family Centers

- Adventist Health
- ALDEA Children & Family Services
- Boys & Girls Club
- Butte County Office of Education – Migrant Ed
- California Highway Patrol
- Calistoga Chamber of Commerce
- Calistoga Elementary School
- Calistoga Jr/Sr High School
- Calistoga Police Department
- Calistoga State Preschool/Sattui Preschool
- Child Start, Inc.
- Community Health Initiative



Calistoga Joint Unified School District

- Girls On The Run
- Hearts & Hands Preschool
- Immigration Institute of the Bay Area
- LGBTQ Connection (On The Move)
- Lilliput Families
- Mentis
- Mexican Consulate
- Napa County Health & Human Services Agency – Public Health
- Napa County Office of Education – ACES
- Napa County Open Space District
- Napa County Library – Calistoga



City of Calistoga

- Napa Learns
- Napa Valley Adult School
- Napa Valley College
- NEWS
- Ole Health
- Palisades High School
- Parents CAN
- Pediatric Dental Initiative
- Rotary of Calistoga
- Soroptimists Club
- St. Luke's Episcopal Church

Calistoga Community Schools Initiative Steering Committee

ALDEA

Boys and Girls
Club

CJUSD

Calistoga
Elementary

Calistoga Jr/Sr
High School

City of Calistoga

Calistoga Police
Department

Calistoga State
Preschool/Sattui
Preschool

Mentis

Napa County
Public Health


UpValley Family
Centers

Local Community
Members

Thank you to our Funders!

- CJUSD
- Individual donors
- Napa Valley Vintners/Auction Napa Valley
- SH Cowell Foundation

CCSI leverages **more than \$3.1 million dollars** worth of services for CJUSD students and families each year!



Evaluation Highlights for Fiscal/School Year 2021-2022

CALISTOGA COMMUNITY SCHOOLS INITIATIVE

Who do CCSI Programs Support? Who Benefits?

All children and youth in Calistoga and their families

- 597 households with children (22% of Calistoga's households)
- 1,149 children and youth ages 0-17 (17% of residents)

Who do CCSI Programs Support? Who benefits?

All children and youth in
Calistoga and their families

Calistoga Elementary
students

Calistoga Jr/Sr High
School + Palisades
students

Who do CCSI Programs Support – Specifically?

All children and youth in Calistoga and their families

City recreation programming

UpValley Family Centers

Calistoga Elementary students

Calistoga Jr/Sr High School + Palisades students

Who do CCSI Programs Support – Specifically?

All children and youth in Calistoga and their families

Calistoga Elementary students

Calistoga Jr/Sr High School + Palisades students

City recreation programming

UpValley Family Centers

Preschools

Calistoga Boys + Girls Club

Mentis counseling

ACE

CLAR@

Who do CCSI Programs Support – Specifically?

All children and youth in Calistoga and their families

Calistoga Elementary students

Calistoga Jr/Sr High School + Palisades students

City recreation programming

Ninos Activos

UpValley Family Centers

Preschools

Triple P

Summer Bridges

Girls on the Run

Calistoga Boys + Girls Club

Mentis counseling

ACE

CLAR@

Restorative

Interact Club (Rotary)

Soroptimists S (Service) Club

ALDEA

Diversion

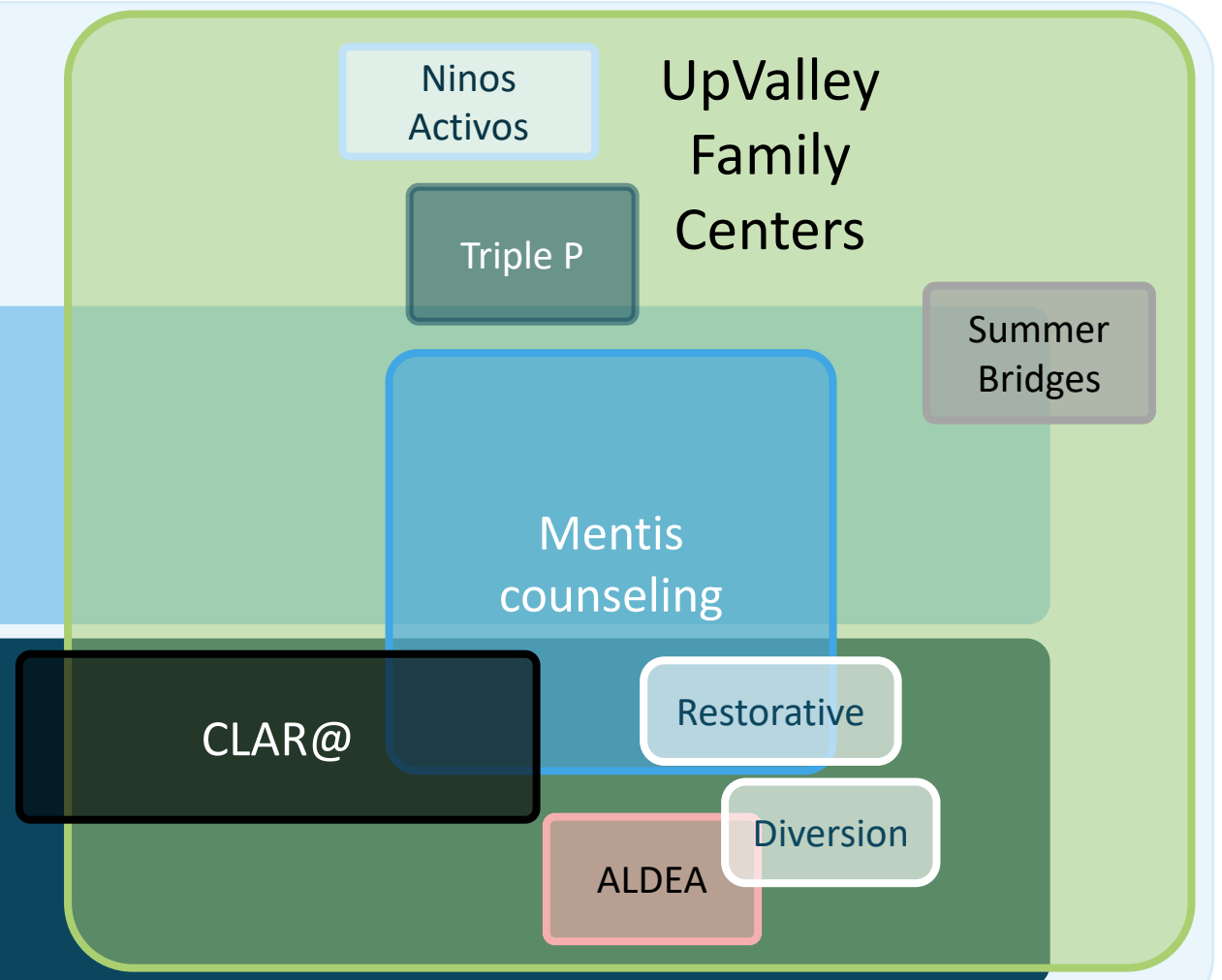
What data does this evaluation include?

All children and youth in Calistoga and their families

Calistoga Elementary students

Girls on the Run

Calistoga Jr/Sr High School + Palisades students



CCSI Partner Survey Results

Fall 2022

15 Organizations Participated in the Partner Survey



- Adventist Health
- ✓ ALDEA Children & Family Services
- ✓ Boys & Girls Club of St. Helena and Calistoga
- Butte County Office of Education – Migrant Ed
- California Highway Patrol
- Calistoga Chamber of Commerce
- Calistoga Elementary School
- Calistoga Jr/Sr High School
- Calistoga Police Department
- Calistoga State Preschool/Sattui Preschool
- Child Start, Inc.
- Community Health Initiative
- ✓ Community Resources for Children ← *New partner!*
- ✓ Girls On The Run North Bay
- ✓ Hearts & Hands Preschool

• Calistoga Joint Unified School District



- Immigration Institute of the Bay Area
- ✓ LGBTQ Connection (On The Move)
- Lilliput Families
- ✓ Mentis
- Mexican Consulate
- ✓ Napa County Health & Human Services Agency – Public Health
- ✓ Napa County Office of Education – ACES
- ✓ Napa County Library – Calistoga
- Napa County Open Space District
- ✓ Napa County Resource Conservation District ← *New partner!*
- Napa Learns
- Napa Valley Adult School
- Napa Valley College

• City of Calistoga



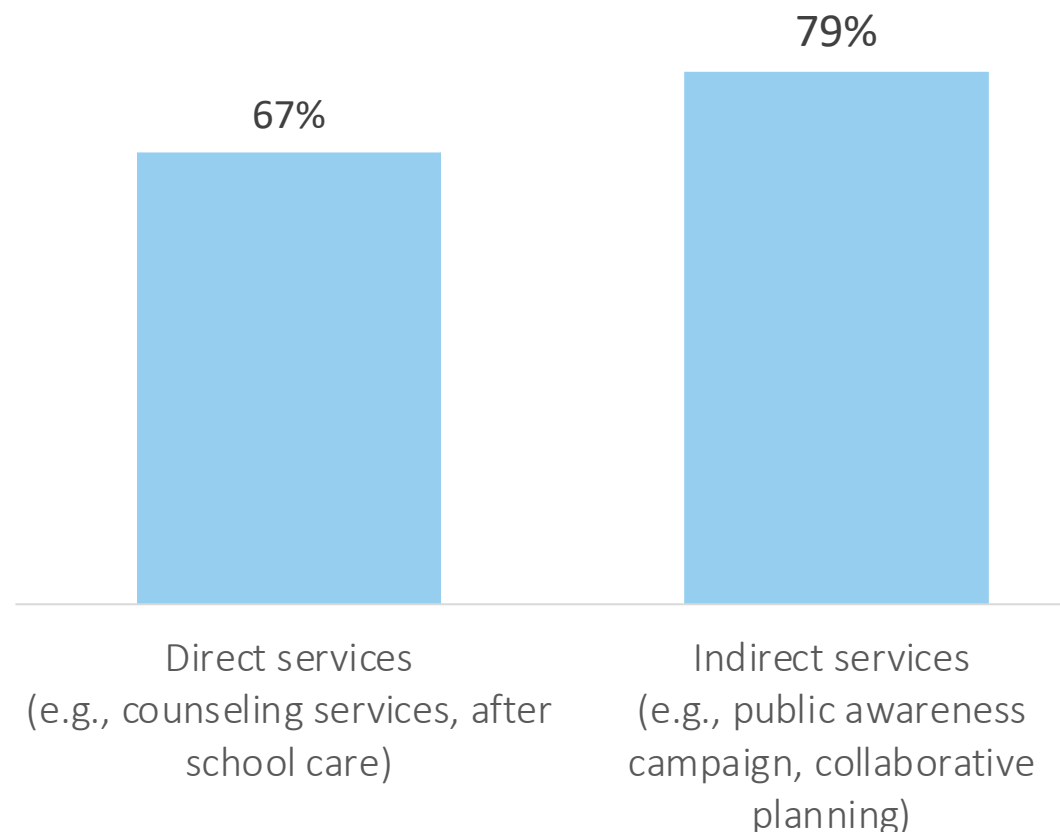
- NEWS
- ✓ Ole Health
- Palisades High School
- Parents CAN ← *New partner!*
- Pediatric Dental Initiative
- Rotary of Calistoga
- ✓ Soluna Outreach Solutions-Recycling Programs ← *New partner!*
- Soroptimists Club
- ✓ St. Helena Preschool for All ← *New partner!*
- St. Luke's Episcopal Church

Partner Survey Results

Partners providing direct services for CCSI reported serving from **6 to 1,200 people**

- 6 preschoolers
- 12 families
- 16 elementary school students
- 20 people
- 90 children and youth
- 103 people
- 300 children and youth
- 80% or more of CJUSD students
- 1,200 students and parents of students

Of the 15 partners that participated in the CCSI partner survey:



Leveraged Funding + Staff Resources

The **15 partners** (of 45 initiative partners) that participated in the survey reported dedicating **more than 88,300 staff hours annually** to the Calistoga Community Schools Initiative.*

42.5 FTE

9 partners:
\$1.77 million
private funding



7 partners:
\$1.37 million
public funding



The **10 partners** that shared how much funding they leverage for the initiative **identified**

\$3,147,349

from both public and private sources

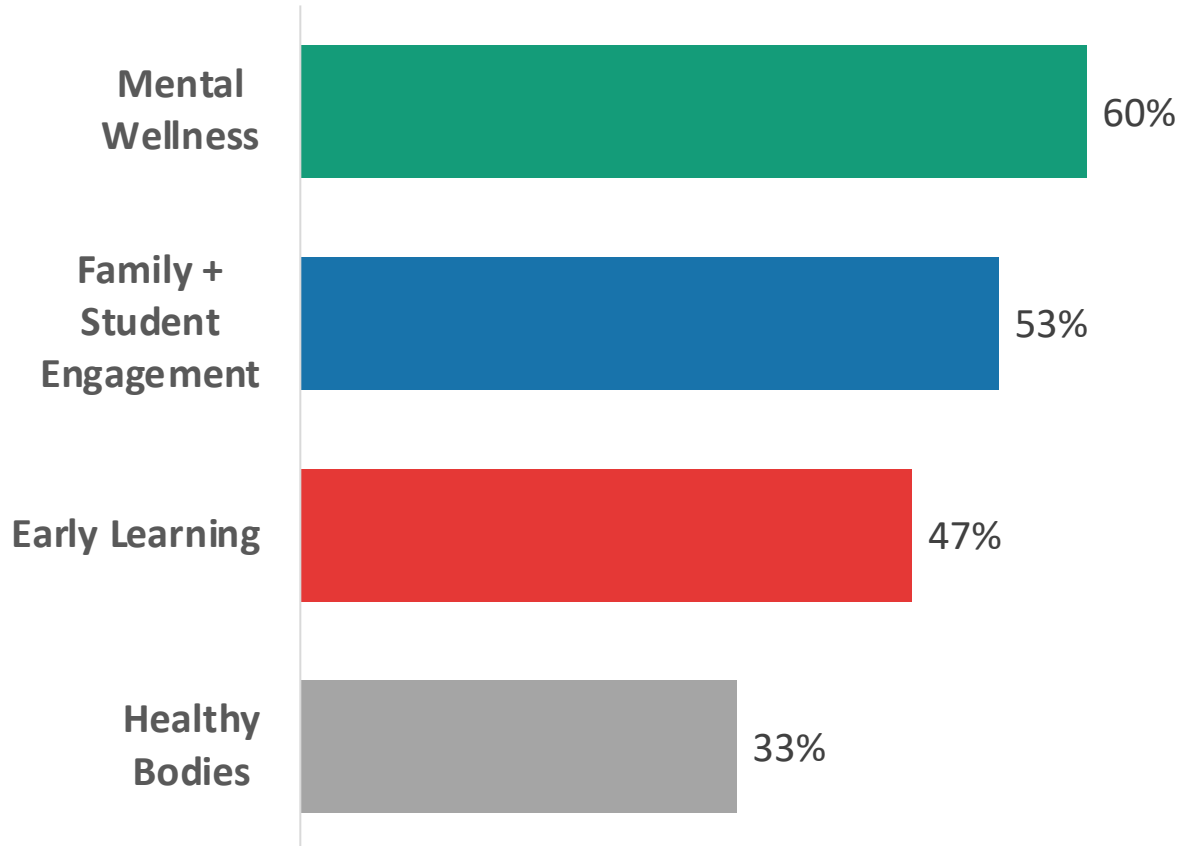
(e.g., foundations, individual donors, corporate donations) they contribute annually toward CCSI programs and the partnership

(e.g., taxes, contracts with state or local government agencies, grants from the federal government) they contribute annually toward CCSI programs and the partnership

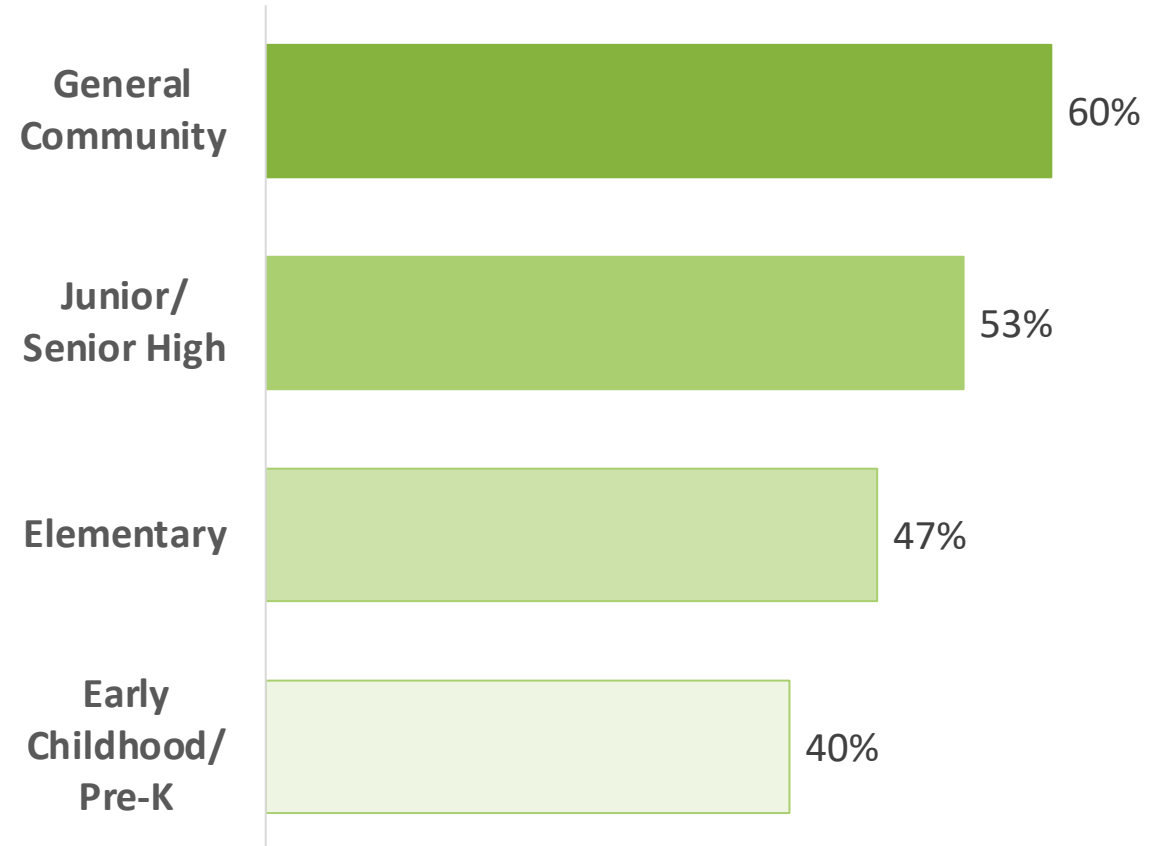
*These do not include CJUSD staffing or funding, and only includes some City funding reported by partners.

Partner Survey: Service Areas + Populations

CCSI partner service areas
(n=15)



Age groups/grade levels on which
CCSI partners focus (n=15)



Partner Survey Results

“We are working on developing more environmental projects, volunteer projects, and internship opportunities for Calistoga students. We would love to learn about and meet with any partners about how we can best use our services and staff to support families, students, and the Initiative.”

Napa County Resource
Conservation District

“As our organization continues to support families in Calistoga, we are eager to work and build partnerships in the community as we have in St. Helena.

We believe that being part of this group has been beneficial, this year we would like to build and receive more support from the Calistoga community so that we can continue to offer our scholarships in the future.”

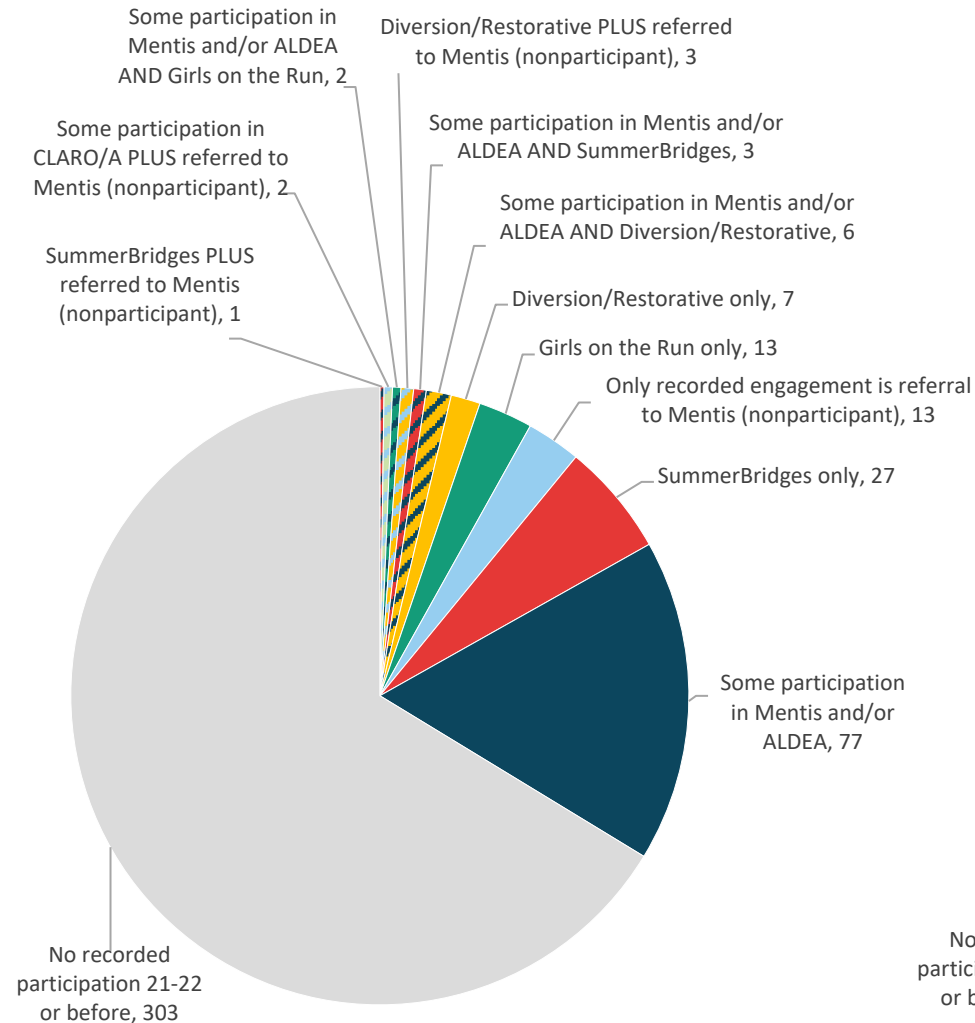
St. Helena Preschool for All

CCSI Program Participant Profile

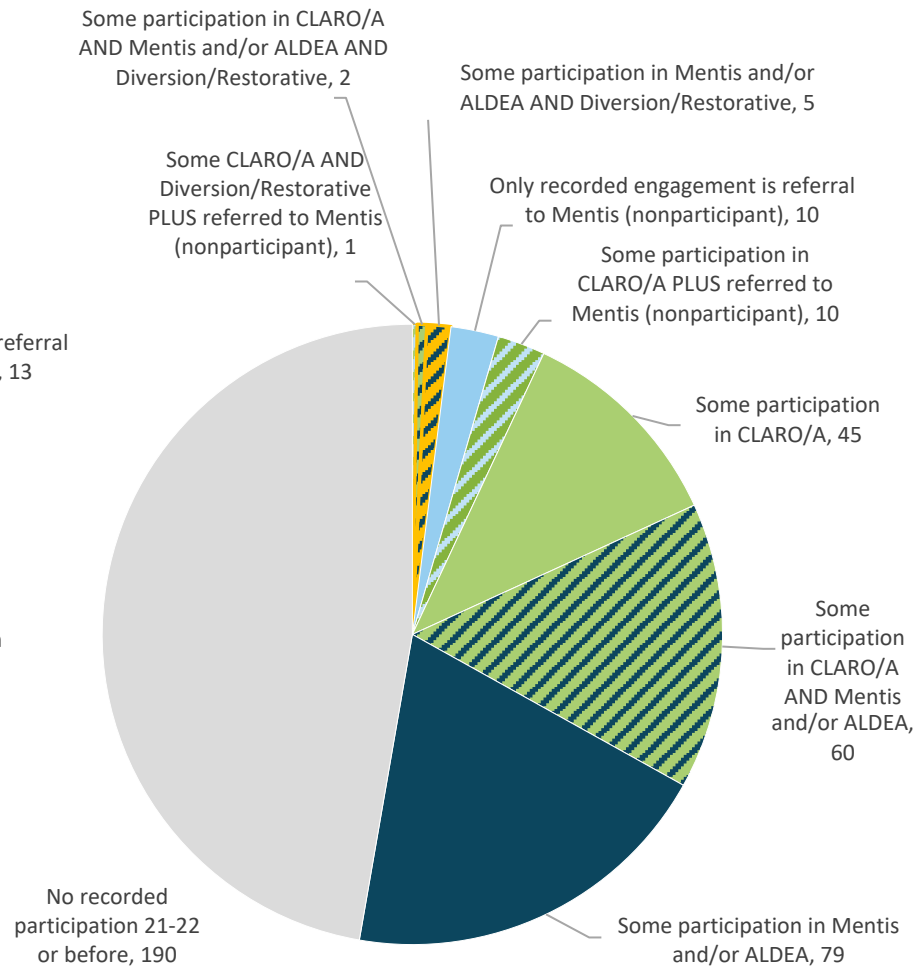
2021 - 2022

All Recorded Participation in CCSI Programs (for current students)

CES Students Enrolled in 2021-2022 (n=457)



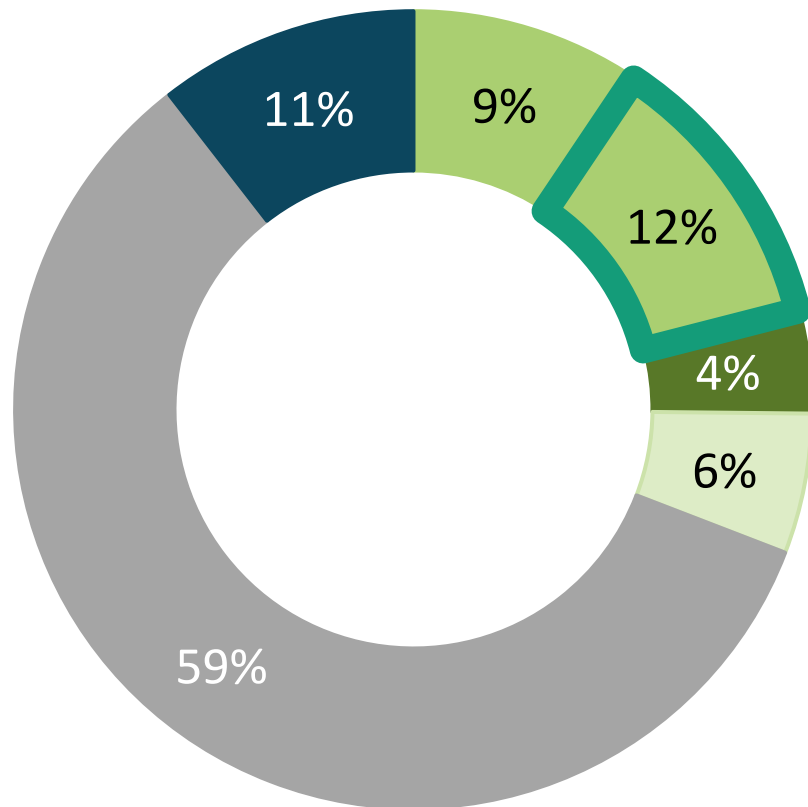
CJSHS Students Enrolled in 2021-2022 (n=402)



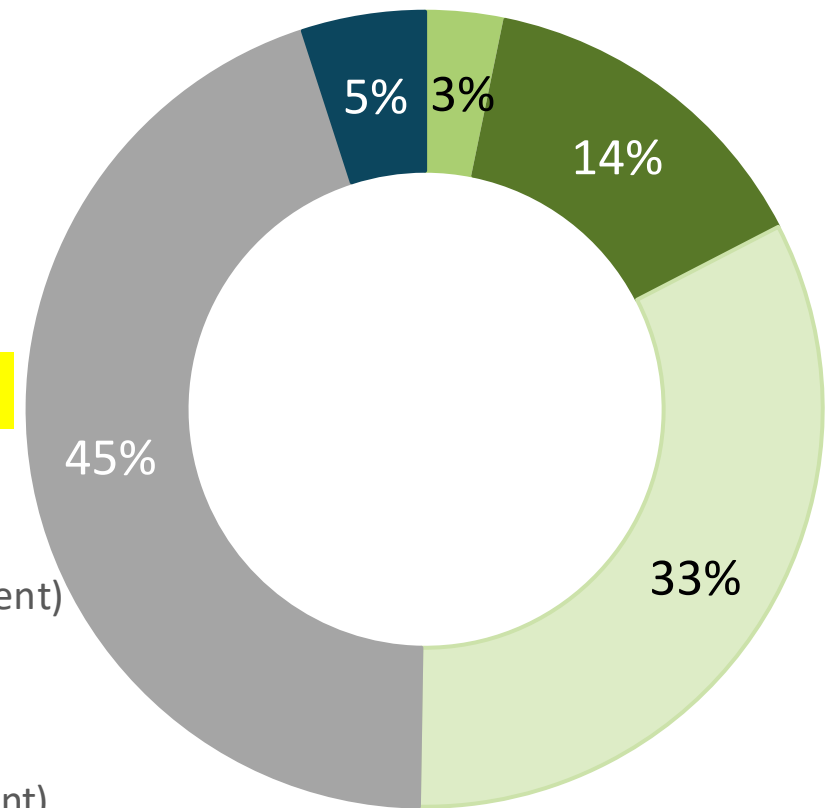
- No *recorded* participation in CCSI programming
- Some participation in Mentis and/or ALDEA (any year)
- No participation in Mentis and/or ALDEA *but were referred* (any year)
- Some participation in CLARO/CLARA (any year)
- Girls on the Run participant (2021-2022 = first year for data)
- Diversion and/or restorative (2021-2022 = first year for data)
- Summer Bridges participant (2021-2022 = first year for data)

Recorded Participation in CCSI Programs, 2021-2022

Elementary (n=457)

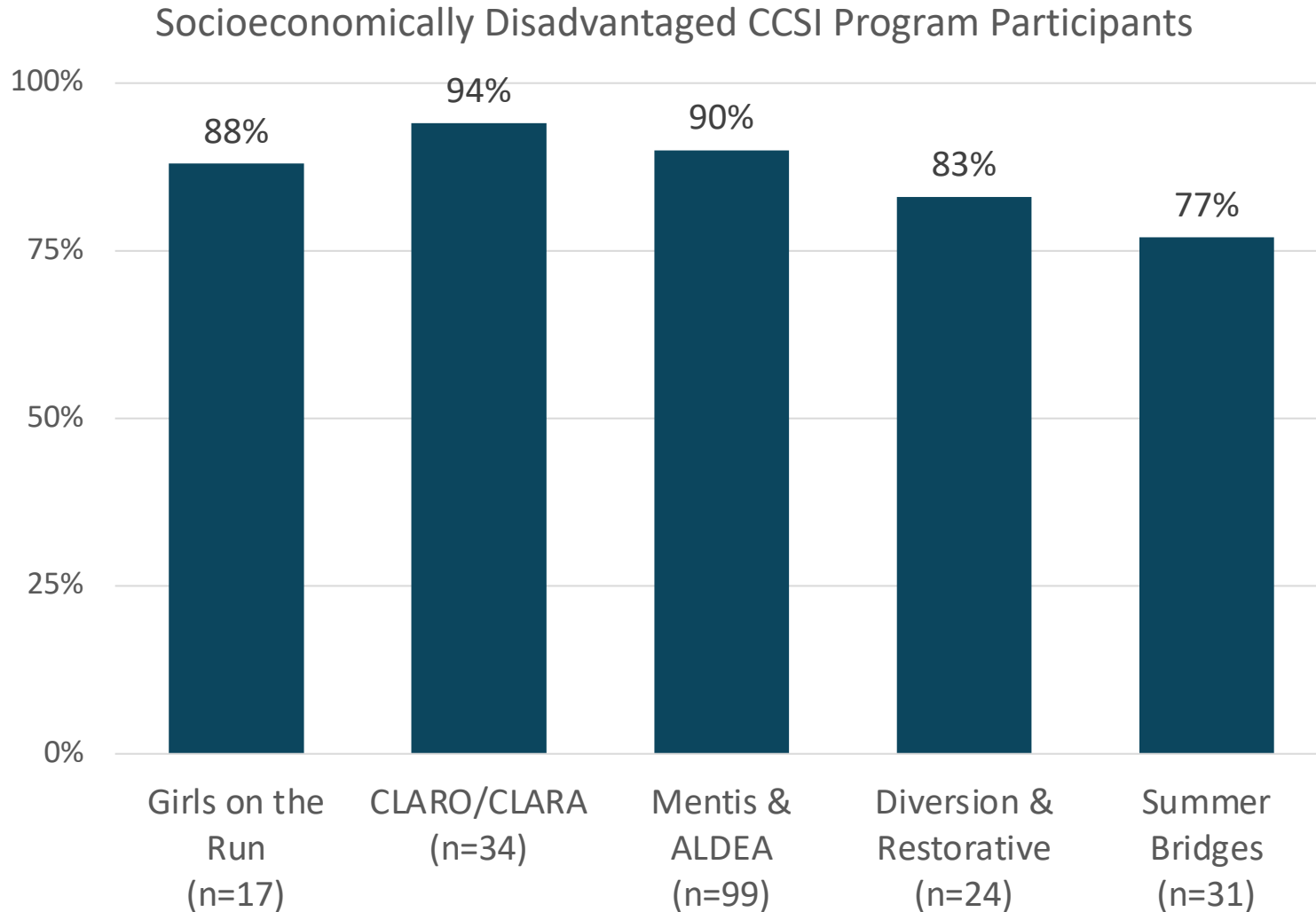


Secondary (n=402)



- CCSI current
- CCSI current (from new data source!)
- CCSI current and former
- CCSI former participant (current student)
- no recorded participation
- no recorded participation (new student)

Socioeconomically Disadvantaged Students



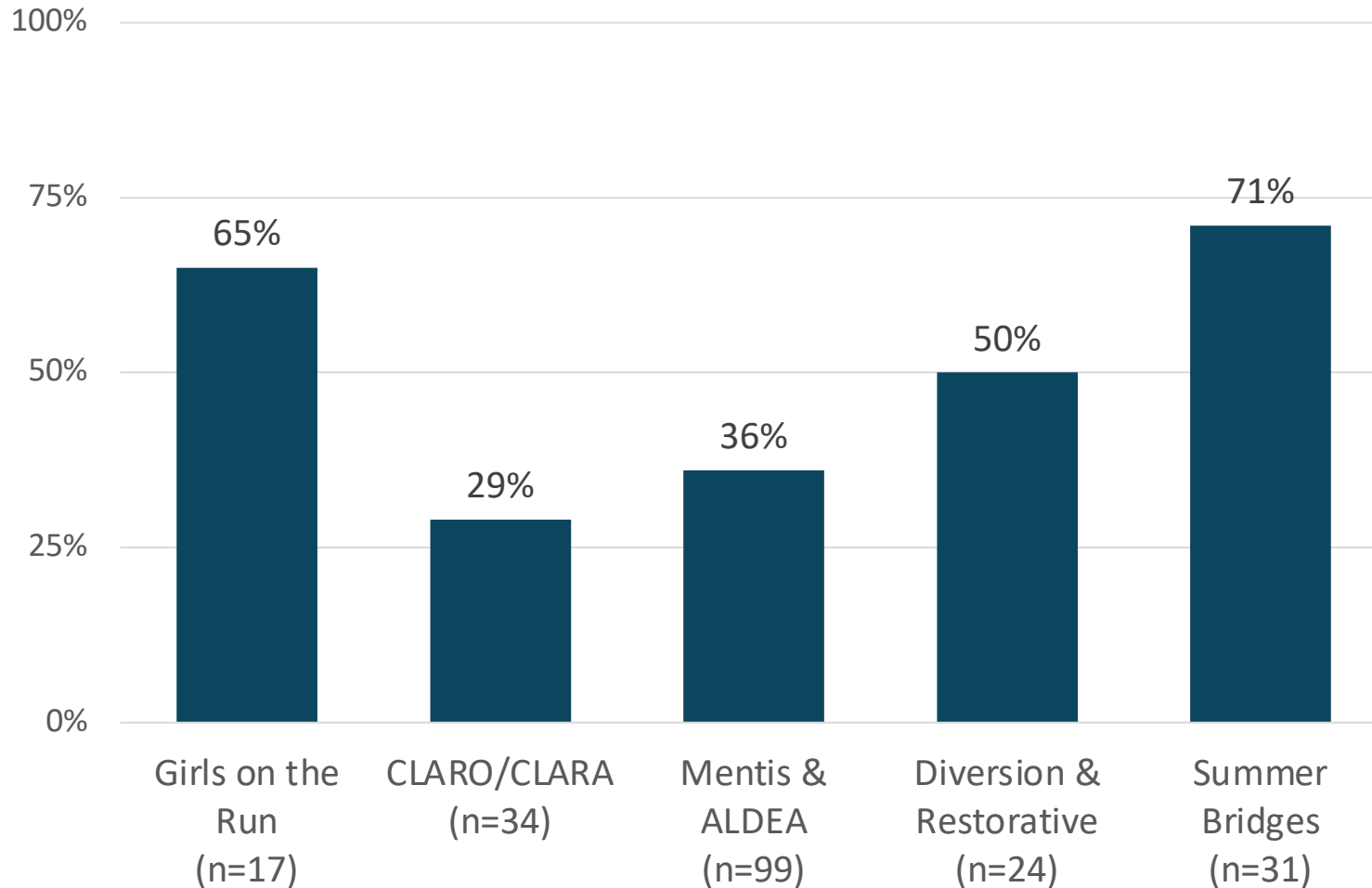
80% of students *without recorded* participation in any programs are socio-economically disadvantaged

Public school districts in California identify students as “socioeconomically disadvantaged” if they are enrolled in the federal Free & Reduced-Price Meal program (which districts must do to receive federal funding for school meals). This is done automatically if the family is enrolled in CalFresh or can be done directly by parents/guardians.

However, since 2020 California has made school meals free for all public school students regardless of income (and thus removing the barrier of parents/guardians being able to document their income) -- meaning that this measure is an underestimate of how many students are low-income.

Students Classified as English Learners

CCSI Program Participants Who Are English Learners

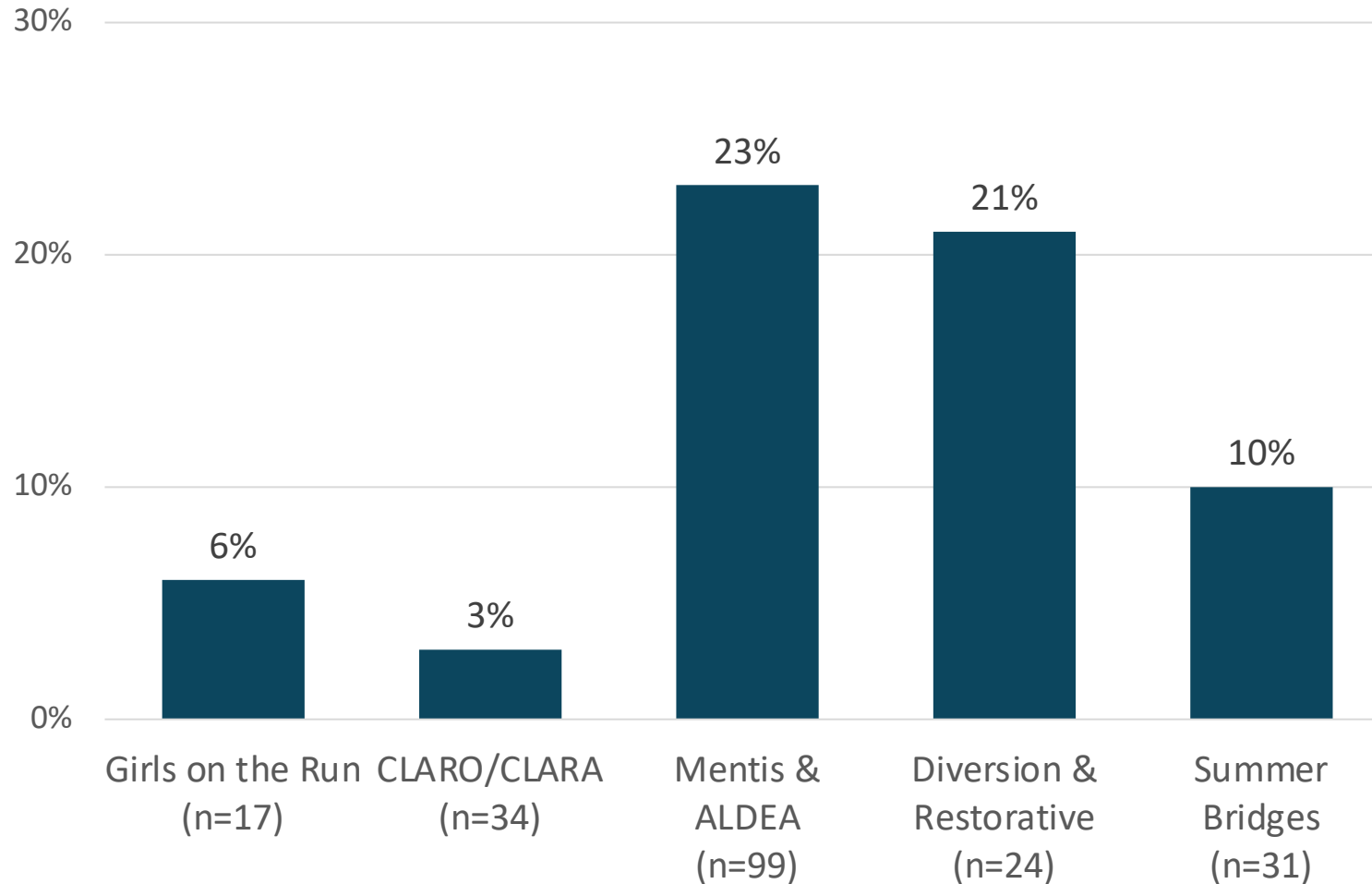


Of those *without recorded* participation in any programs, **35%** are English learners

Of those referred to programs (i.e., Mentis) but did not participate in 2021-2022, **23%** are English learners

Students with Disabilities

CCSI Program Participants with Disabilities



Of those *without recorded* participation in any programs, **15%** have a disability

Of those referred to programs (i.e., Mentis) but did not participate in 2021-2022, **32%** have a disability

Migrant Students

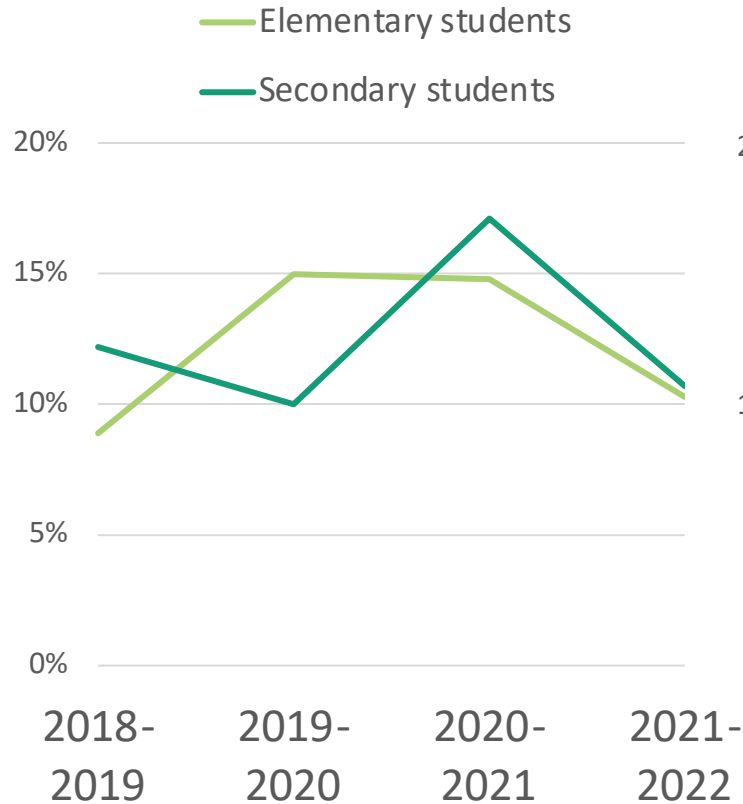
Parent/guardian is a migratory worker in the agricultural, dairy, lumber, or fishing industries

Student's family has moved during the past 3 years due to economic necessity (to engage in qualifying work)

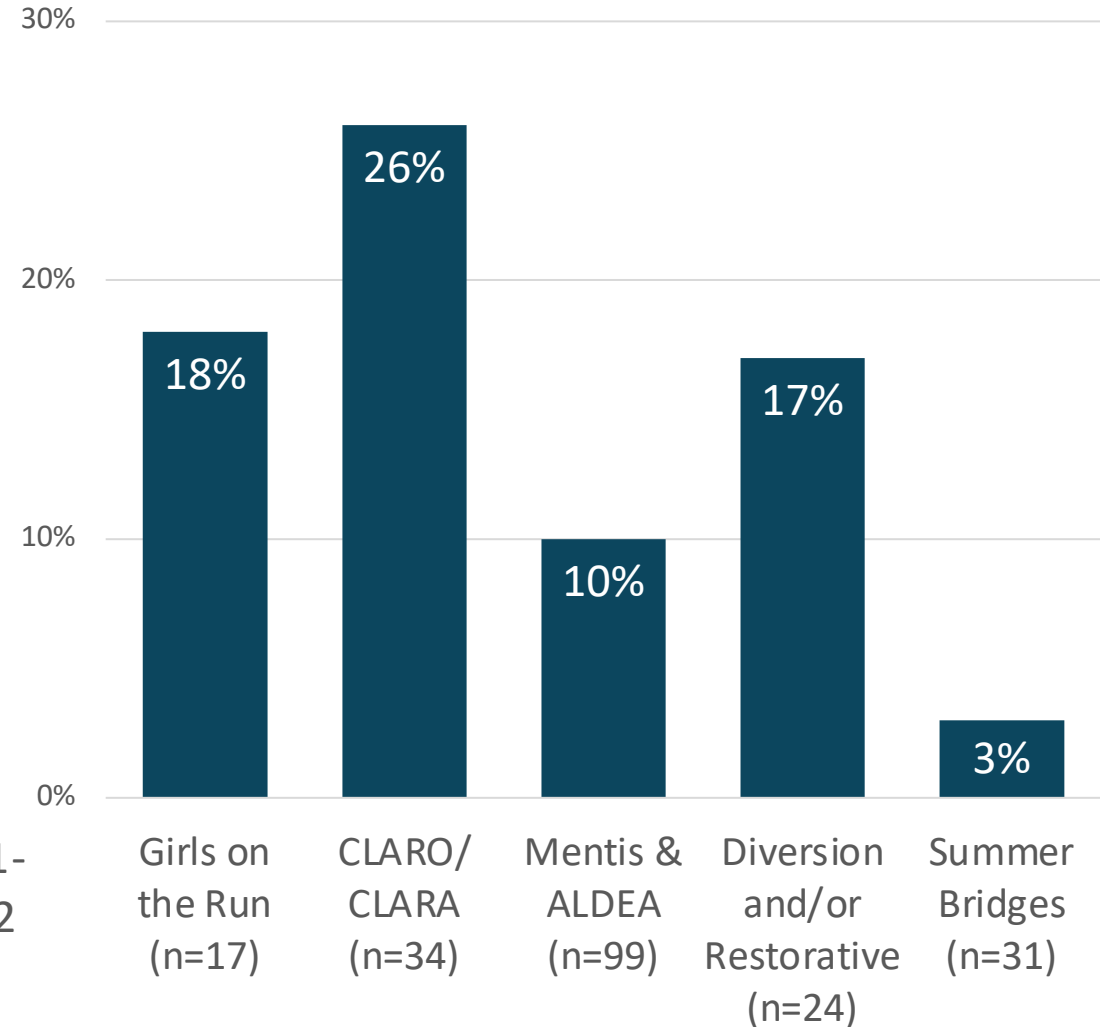
Migrant education services are a priority for students who have made a qualifying move within the previous one-year period and who:

- Are failing,
- Are most at risk of failing to meet state academic standards, or
- Have dropped out of school.

Percent of CJUSD Students who are migrant students (not only CCSI participants)



Percentage of CCSI Program Participants





Family + Student Engagement

Focus Area



Family + Student Engagement

Outcomes

- ↑ Students learn in a:
 - Supportive environment
 - Safe environment
- ↑ Students live in a:
 - Supportive environment
 - Safe and stable environment
- ↑ Parent engagement in their child's education
- ↓ Rates of students using substances
- ↑ Students succeed academically

Goal

Students graduate high school ready for college, careers, and citizenship



Family + Student Engagement Partners

	Direct Service	Indirect Service	Sharing Data
Student Engagement - Provide youth mentoring and family engagement, leadership, and educational opportunities.	<ul style="list-style-type: none"> Boys & Girls Club of St. Helena and Calistoga Girls on the Run North Bay LGBTQ Connection (On the Move) Napa County Office of Education – ACE Program Butte County Office of Education – Migrant Education Calistoga Police Department Soltonists Club Rotary of Calistoga 10,000 Degrees California Highway Patrol 	<ul style="list-style-type: none"> Girls on the Run North Bay Napa County Office of Education – ACE Program Calistoga Police Department Napa County Health & Human Services Agency-Public Health NEV Napa Valley Education Foundation St. Luke’s Episcopal Church 	<ul style="list-style-type: none"> Boys & Girls Club of St. Helena and Calistoga Girls on the Run North Bay LGBTQ Connection (On the Move) Napa County Office of Education – ACE Program
Parent Engagement - Provide youth mentoring and family engagement, leadership, and educational opportunities.	<ul style="list-style-type: none"> ParentsCAN Napa Valley Adult School Napa Valley College 	<ul style="list-style-type: none"> Soluna Outreach Solutions-Recycling Programs Napa County Health & Human Services Agency-Public Health California Highway Patrol Mexican Consulate City of Calistoga 	<ul style="list-style-type: none"> Soluna Outreach Solutions-Recycling Programs

Preliminary partners list; to be being updated by CCSI Steering Committee

Calistoga Community Conversation/Town Hall (Oct 2021)

Top Challenges in Calistoga since the COVID-19 Pandemic

Affordability

(particularly with housing and
increased cost of living)

Isolation and barriers
to social inclusion

Mental health
concerns

Positive Changes since the COVID-19 Pandemic

- Participants felt **more connected** as a community, had **better access** to health and community services in Calistoga
- Participants were **divided** on the positive impacts on **education** – about half viewed the **shift to distance learning** as a positive change, while the others said the **return to in-person learning** brought positive changes

Language Barriers

- 45% of community members said that language barriers **improved** and 50% of community member said language barriers had stayed the same since the COVID-19 pandemic

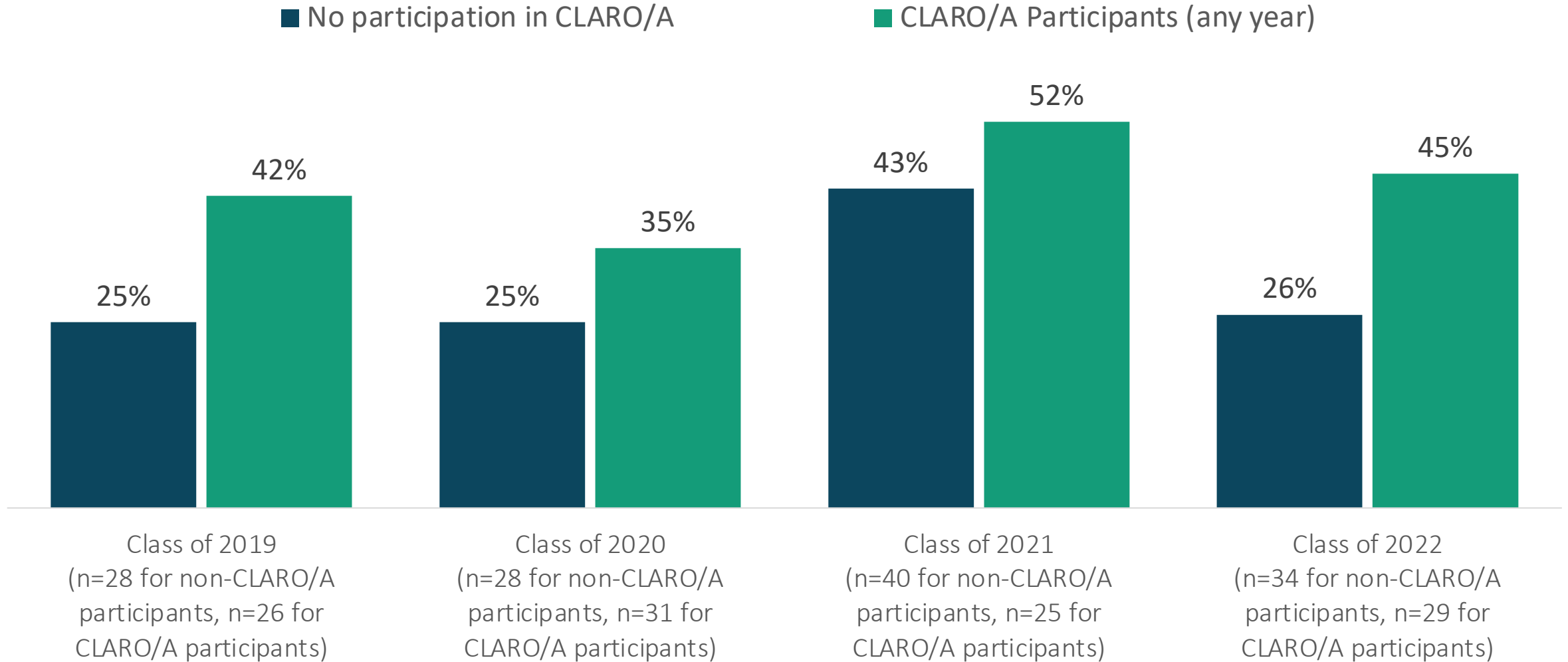
Calistoga Community Conversation/Town Hall (Oct 2021)

Creating positive change in Calistoga

- Desire to **improve community spaces**, in particular the addition of an athletic turf field
- Participants emphasized the need for **more community activities and events for Calistoga youth**, specifically teens and young adults of ages 15-21
- Many responses expressed **individual commitments to volunteer more time and resources** to local organizations
- Responses reflected a **commitment to increase patronization for local businesses and participating in civic processes**, such as supporting projects that improve the quality of life of the community



CJUSD Graduates who Met UC CSU Requirements



Positive Parenting Program (Triple P)

The “Triple P” program works to increase the knowledge, skills, confidence, and self-sufficiency of parents, promote nurturing and nonviolent solutions to addressing children's behavior, and promote children's social, emotional, and behavioral competencies through positive parenting.

In 2021-2022:

- **81** families received parenting information through a **brief individual conversation**
- **91** families **attended a discussion group** on a **specific behavioral topic** (i.e. bedtime routines)



Mental Wellness

Focus Area



Mental Wellness

Outcomes

- ↑ Emotional wellness in students
- ↓ Rates of depression in students
- ↓ Rates of students using substances
- ↑ Students succeed academically

Goal

Improved social and emotional wellness and increase in family stability



Mental Wellness

	Direct Service	Indirect Service	Sharing Data
Mental Health & Wellness - Provide school-based counseling and wellness services for students.	<ul style="list-style-type: none">• ALDEA Children & Family Services• Menti• ParentsCAN	<ul style="list-style-type: none">• ALDEA Children & Family Services• Menti• NEWS• ParentsCAN	<ul style="list-style-type: none">• ALDEA Children & Family Services• Menti

**Preliminary partners list;
to be being updated by
CCSI Steering Committee**

Participation + Non-Participation in Mentis in 2020-2021

Elementary Students

- No difference in referral to counseling by gender
- Male students less likely than females to participate in counseling



Secondary Students

- Female students more likely to be referred to counseling
- Female students also less likely than males to participate in counseling



Not referred to Mentis in 2020-2021



Referred to Mentis in 2020-2021 but not seen (either declined services, left district, or waitlisted)



Participated in Mentis in 2020-2021

Counseling Referrals + Participation (2021-2022)

Elementary Students



- Minimal variation in percentage of elementary students referred to and who participated in Mentis or ALDEA by gender



Secondary Students



- More female secondary students referred to and participating in Mentis or ALDEA



- More students referred (and participating) compared to previous year (2020-2021)



Did not participate in Mentis or ALDEA (and not referred to Mentis) in 2021-2022



Referred to Mentis in 2021-2022 but not seen (declined services, left district, or waitlisted); not ALDEA participant



Participated in Mentis or ALDEA in 2021-2022

Numbers: Participation + Non-Participation in Mentis in 2020-2021



Did not participate in Mentis or ALDEA (and not referred to Mentis) in 2020-2021





Referred to Mentis in 2020-2021 but not seen (declined services, left district, or waitlisted); not ALDEA participant



Participated in Mentis or ALDEA in 2020-2021


Elementary Students


 254 male students

 213 female students

	Number	Percent	Number	Percent	Number	Percent
Male	225	89%	22	9%	7	3%
Female	186	87%	12	6%	15	7%

Secondary Students

 212 male students

 203 female students

	Number	Percent	Number	Percent	Number	Percent
Male	189	89%	13	6%	10	5%
Female	170	84%	19	9%	14	7%

Numbers: Counseling Referrals + Participation (2021-2022)



Did not participate in Mentis or ALDEA (and not referred to Mentis) in 2021-2022





Referred to Mentis in 2021-2022 but not seen (declined services, left district, or waitlisted); not ALDEA participant



Participated in Mentis or ALDEA in 2021-2022


Elementary Students


 248 male students

 209 female students

Number	Percent	Number	Percent	Number	Percent
203	82%	13	5%	32	13%
175	84%	7	3%	27	13%

Secondary Students

 217 male students

 185 female students

Number	Percent	Number	Percent	Number	Percent
192	88%	12	6%	13	6%
143	77%	15	8%	27	15%



Healthy Bodies

Focus Area



Healthy
Bodies

Outcomes

- ↑ Physical wellness in children and youth
- ↑ Parent leadership

Goal

Population has access to services and utilizes them when needed



Healthy Bodies

Direct Service

Indirect Service

Sharing Data

Healthy Bodies -
Provide opportunities to increase student/family physical well-being.

- Napa County Resource Conservation District
- Ole Health
- Calistoga Parks & Recreation Department

- Napa County Resource Conservation District
- Ole Health
- Community Health Initiative
- Calistoga Parks & Recreation Department
- Adventist Health
- Blue Zones
- Pediatric Dental Initiative

- Napa County Resource Conservation District
- Ole Health

**Preliminary partners list;
to be being updated by
CCSI Steering Committee**

Helping Families Meet Their Basic Needs



- UVFC assisted 114 Calistoga households
- \$147,265 in direct emergency financial assistance in 2021-22 school year

Other relief programs and services

- Housing Is Key Program
- Seasons of Sharing
- Rental/financial assistance programs
- Annual Holiday Assistance Program – served around 150 households in Calistoga last year with food and gifts



UpValley Family Centers Survey Data Results 2021-22

The majority of respondents experienced reduced stress because of services they received:

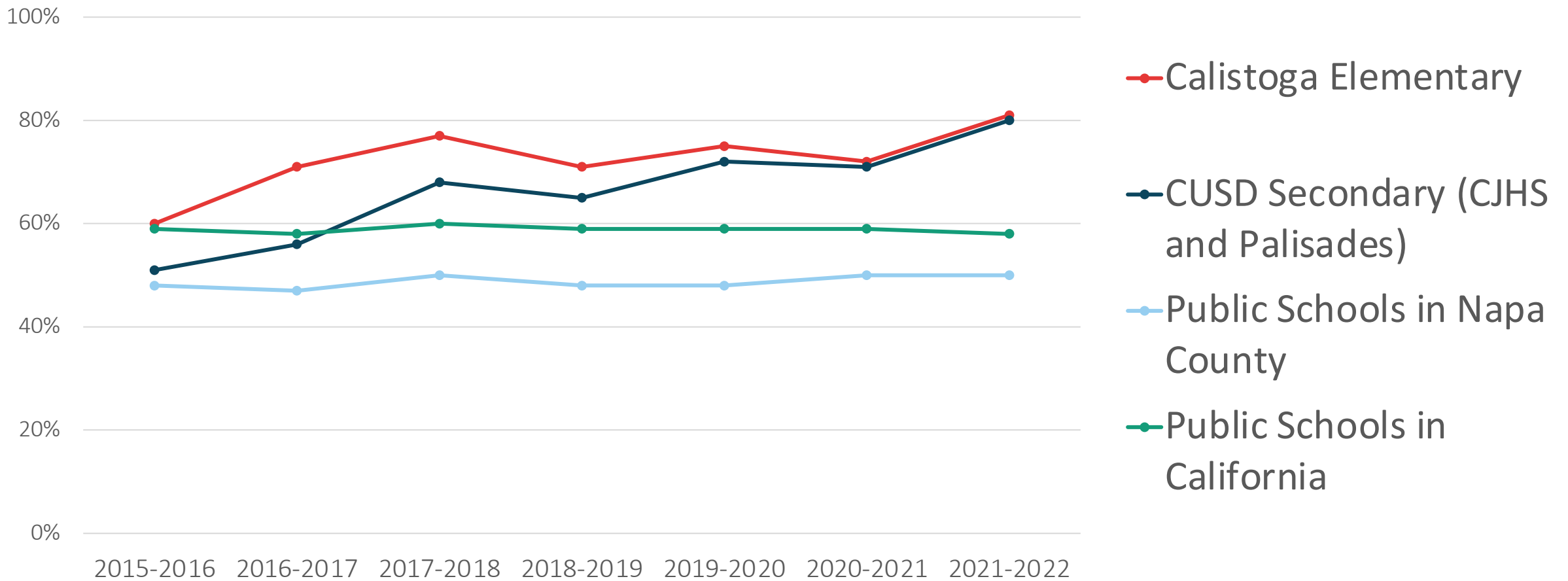
- **88%** felt less stress about COVID-19 related **financial needs** because of the **services they received**
- **81%** said the resources they were connected to **helped them**
- **81%** said that they felt **more knowledgeable about community resources and services**

Clients were satisfied with the SAP services they received from UVFC:

- **100%** of respondents felt **comfortable accessing services**
- **97%** were **satisfied** with the **services they received & would contact UVFC again**
- **97%** said they felt they **were treated with dignity & respect**

Free & Reduced-Price Meal (FRPM) Program Enrollment

Percent of Students Participating in Free or Reduced Price Meal (FRPM) Program



Update on Logvy Park Improvements

Parent leaders in Adelante have advocated for improvements to Logvy Park for more than 3 years, meeting multiple times with the Calistoga Mayor and City Council.

The project was first presented to the city in 2018 by the community-based group Adelante, advocating for more recreational areas in the community. While park improvements were approved by the City Council in 2019-2020, actual physical changes have been repeatedly delayed by the COVID-19 pandemic.

In 2021-2022, Adelante parent leaders continued working with the City of Calistoga Parks & Recreation Department on Logvy Park. The City is installing a walking path around the perimeter of Logvy Park and once that has been complete, it will install a play structure. The Adelante group recently selected a play structure that the City will purchase.



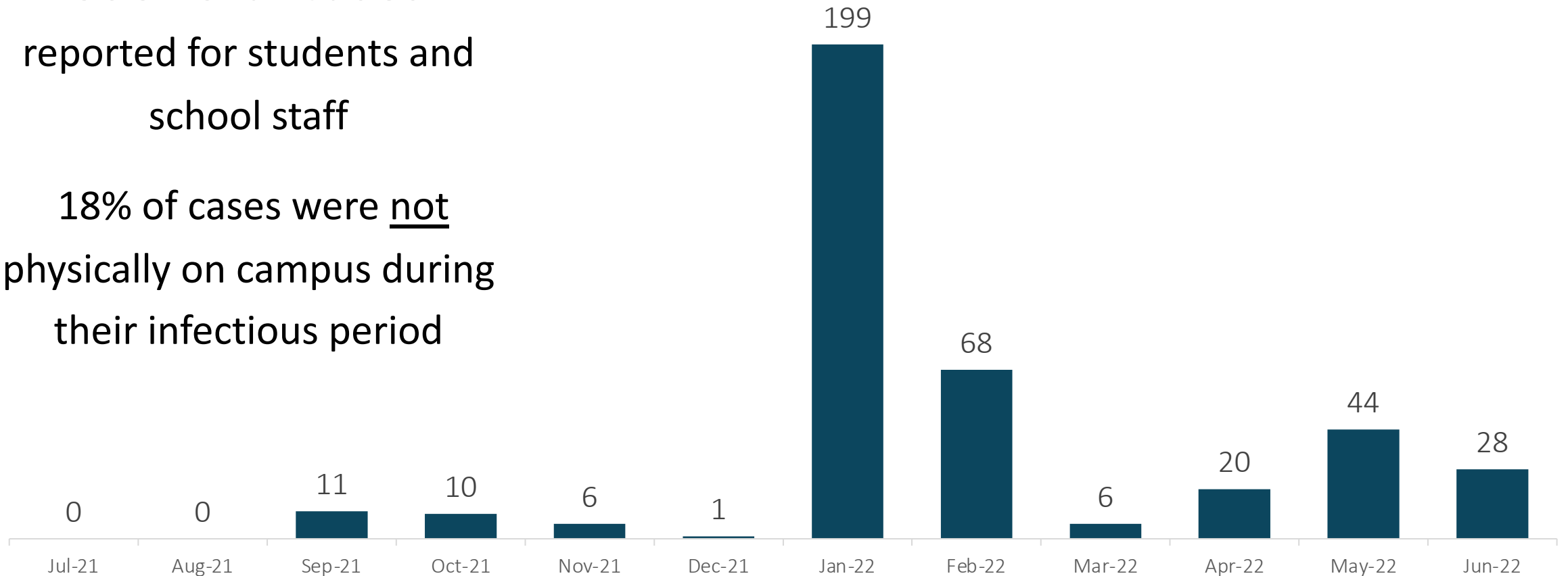
2021-2022 COVID Cases

COVID Cases in Calistoga Unified School District, 2021-2022

393 total cases

reported for students and
school staff

18% of cases were not
physically on campus during
their infectious period



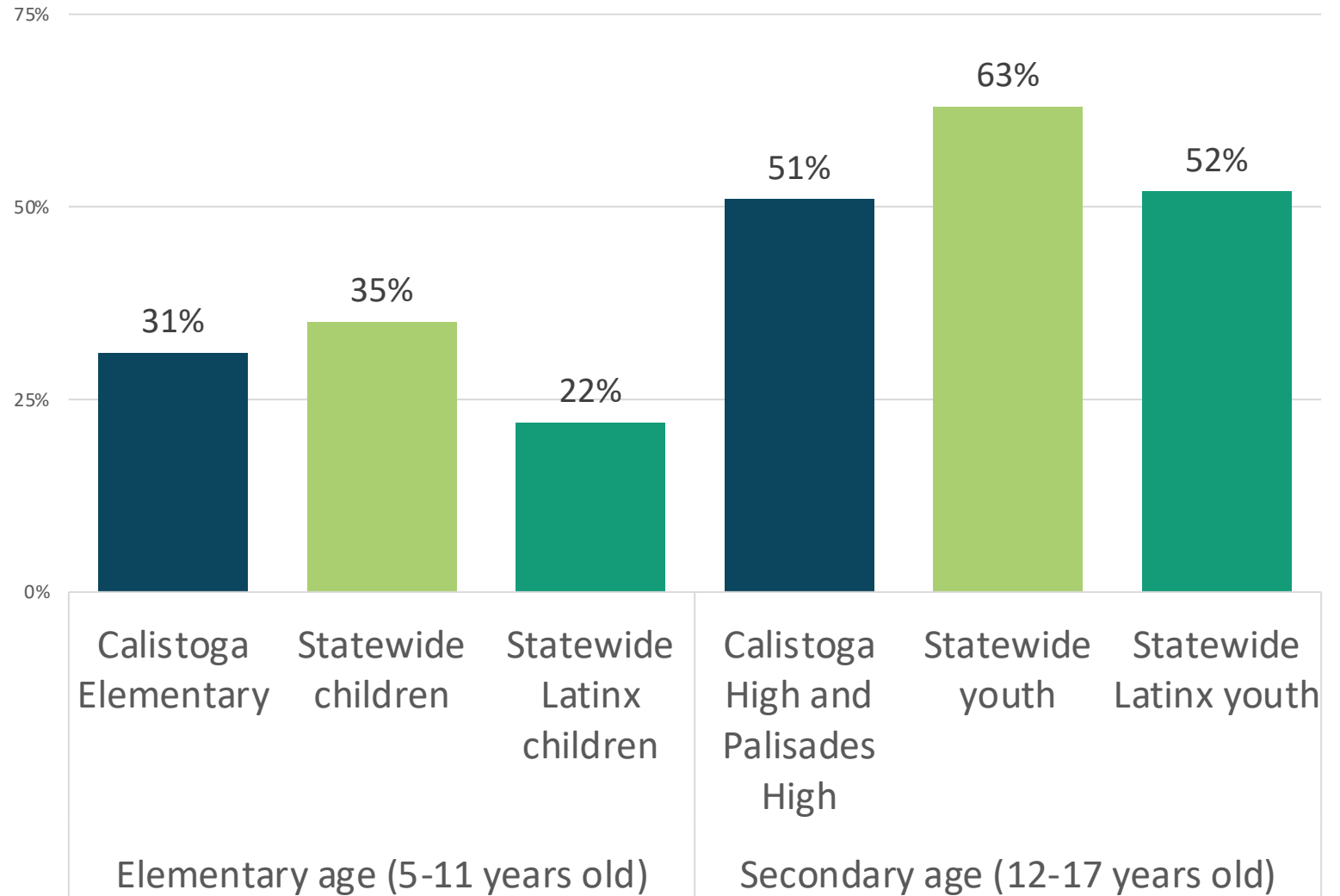
2021-2022 COVID Vaccination Rates

Elementary Vaccination Rate: 31%

- Only available for 5-11 year-olds in Nov 2021
- CES vaccination rate slightly lower than state (35% of 5-11 year-olds) BUT higher than rate for Latinx children

Secondary Vaccination Rate: 51%

- Available for entire school year
- Slightly lower than state (63% of youth 12-17 years old) BUT comparable to rate for Latinx youth





Early Learning

Focus Area



Outcomes

- ↑ Readiness for kindergarten
- ↑ Parent participation in literacy with children at home

Goal

Children and families enter school with tools necessary to succeed



Early Childhood Education

	Direct Service	Indirect Service	Sharing Data
<p>Early Childhood Education - Provide quality early learning and school readiness services.</p>	<ul style="list-style-type: none"> • Hearts & Hands Preschool • Napa County Library – Calistoga • St. Helena Preschool for All • Calistoga State Preschool/Sattur Preschool 	<ul style="list-style-type: none"> • Community Resources for Children • Hearts & Hand Preschool • Calistoga State Preschool/Sattur Preschool 	<ul style="list-style-type: none"> • Community Resources for Children • Hearts & Hand Preschool • Napa County Library – Calistoga • St. Helena Preschool for All

Preliminary partners list; to be being updated by CCSI Steering Committee

Summer Bridges: Supporting the Transition to Kindergarten

While no new childcare slots were added to preschools in Calistoga during 2020-2021, UpValley Family Centers and the Calistoga Joint Unified School District partnered to offer Summer Bridges, a 4-week “boot camp” style preschool experience designed to give students and their parents the basic skills they will need to be successful upon entering kinder next year. Children from 22 low-income families participated (all children entering kindergarten in fall 2021) who CCSI partners had identified as having little to no preschool experience. Held at Calistoga Elementary, this program also helped children become familiar with the campus before school began. Additionally, every participating child received a backpack full of school supplies.

Skills **children** practiced included:

- Recognizing their name in writing
- Safely using scissors
- Saying goodbye and leaving their parents in the morning
- Using the bathroom on their own
- Sharing school supplies
- Participating in group activities
- Paying attention to the teacher


Weekly Summer Bridge sessions for **parents** helped familiarize them with the ins and outs of the school system and helped parents:

- Learn about available resources
- Practice communicating with their child’s teacher
- Understand what the school district expects from parents
- Understand how to establish healthy homework routines

Higher Academic Achievement

CJUSD had 73 kindergarten and transitional kindergarten students in 2021-22

31 participated in Summer Bridges, 42 had not



TK and K students who participated in Summer Bridges scored higher than their peers in the fall 2021 language assessment



Average fall math percentile both for Summer Bridge students and for non-participants was the same (48th percentile)

A higher percentage of TK and K students who participated in Summer Bridges showed improvement between their fall and winter math assessment

Average TK/K language assessment percentile

53rd

for Summer Bridges participants

48th

for non-participants

TK/K Students whose math assessment percentiles increased/ improved in school year

27% of

Summer Bridges participants

18% of

non-participants

Fewer Disciplinary Incidents

55 disciplinary incidents involving 14 TK and K students
in 2021-22 (all related to behavior)

Average number of incidents per TK/K student *with any incidents*:

1.8 incidents / student

for Summer Bridges
participants


5.8 incidents / student

for non-participants

Only 5 of the Summer Bridges participants (16%) had behavior-related disciplinary incidents in 2021-2022, compared to 9 (21%) of the TK and K students who had not done Summer Bridges – The non-Summer Bridges participants' rate of disciplinary incidents is slightly lower than for CES overall: 23% of Calistoga Elementary students in 2021-2022 had at least 1 behavior-related disciplinary incident.

Questions?

Keep in
Touch!



Jenny Ocón

Executive Director

jocon@upvalleyfamilycenters.org



Marcela Rodriguez

Education Program Manager

mrodriguez@upvalleyfamilycenters.org



Daniel Norton Luna

Community Schools Program Coordinator

dnortonluna@upvalleyfamilycenters.org